




Technical manual

# ELERIX SOLAR PANEL

Mono Perc Half Cut Bifacial Crystalline Solar Module  
550Wp



[www.elerix.com](http://www.elerix.com)

[PRODUCT WEBPAGE >](#)

EXS-550MHC-BI-W







# ELERIX SOLAR PANEL





Mono Perc Half Cut Bifacial Crystalline Solar Module  
550Wp

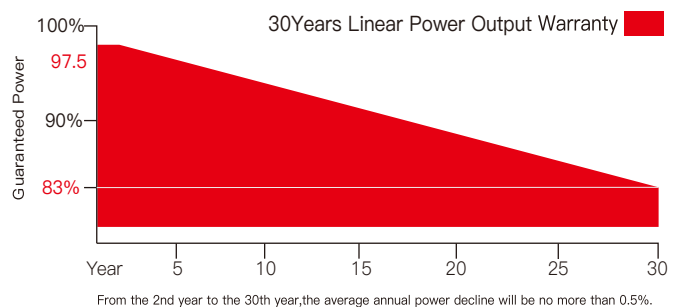
## ELERIX Mono Perc Half Cut Bifacial Crystalline Solar Module 550Wp

### Key Features

-  Excellent module efficiency up to: 21.30%
-  IP68 junction box for long-term weather endurance
-  Heavy snow load up to 5400 Pa, wind load up to 3600 Pa
-  PID: Selected material and stringent quality system ensure PID free
-  Applicable to harsh environment of deserts, farmlands and seashores
-  Much lower risk of Hot Spot

### Warranty

-  Linear power output warranty
  - ▶ 12 years minimum 92% power output
  - ▶ 30 years minimum 83% power output
-  Product warranty on materials and workmanship  
According to the applicable ELERIX Limited Warranty Statement




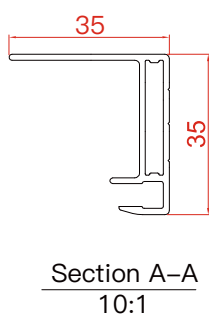
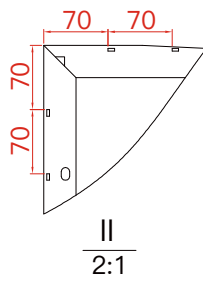
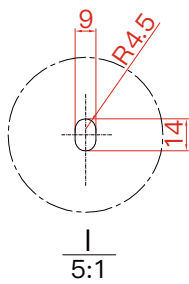
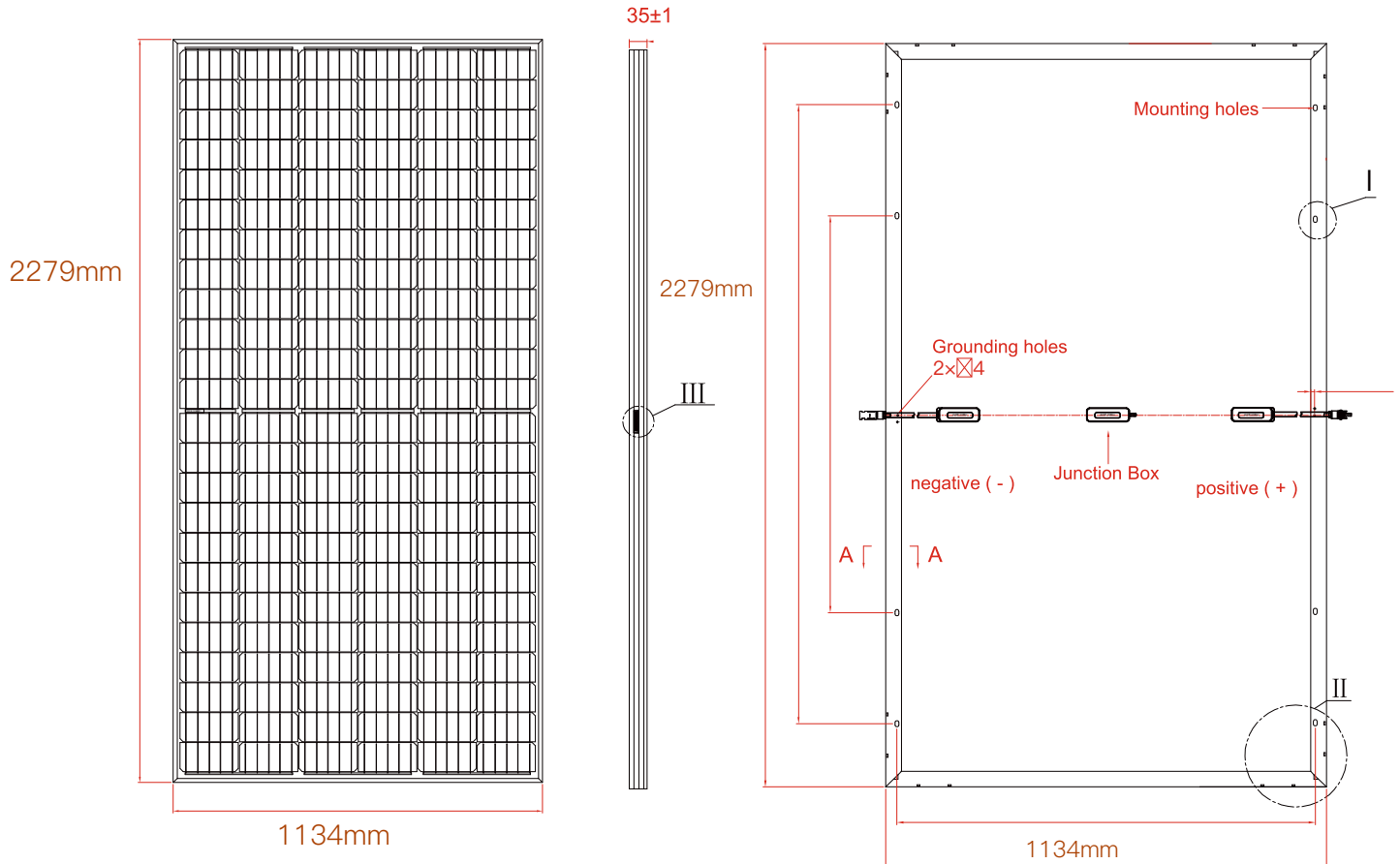
### Certification



# ELERIX SOLAR PANEL



Mono Perc Half Cut Bifacial Crystalline Solar Module  
550Wp



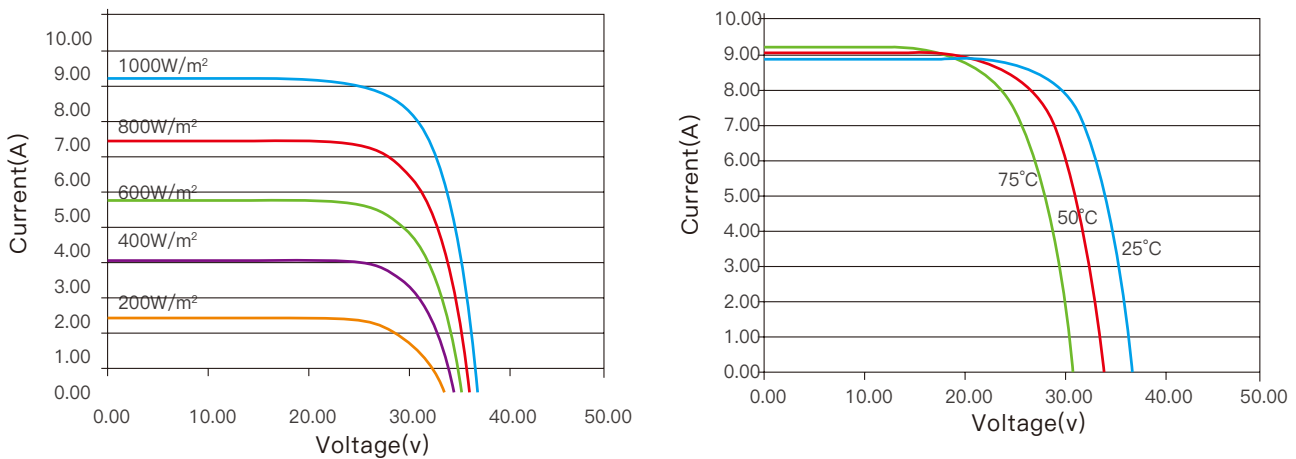
# ELERIX SOLAR PANEL



**Mono Perc Half Cut Bifacial Crystalline Solar Module**  
**550Wp**

**Bifacial** modules produce solar power from both sides of the panel. Whereas traditional opaque-backsheeted panels are monofacial, bifacial modules expose both the front and backside of the solar cells. Bifacial solar modules offer many advantages over traditional solar panels. They're often more durable because both sides are UV resistant, and potential-induced degradation (PID) concerns are reduced. Balance of system (BOS) costs are also reduced when more power can be generated from bifacial modules in a smaller array footprint. When bifacial modules are installed on a highly reflective surface (like a white TPO roof or on the ground with light-colored stones), up to a 30% increase in production can be gained just from the extra power generated from the rear. Bifacial modules are the future of the industry.

IV Curve



Electrical Specification	EXS-550MHC-BI-W
Maximum Power (Pmax)	550W
Module Efficiency	21.3%
Open Circuit Voltage (Voc)	49.85V
Short Circuit Current (Isc)	13.97A
Maximum Power Voltage (Vmp)	42.00V
Maximum Power Current (Imp)	13.10A
Maximum System Voltage	ICE 1500 VDC/UL 1500 (VDC)
Maximum Series Fuse Rating	25A

# ELERIX SOLAR PANEL



Mono Perc Half Cut Bifacial Crystalline Solar Module  
550Wp

Electrical DATA@NOCT	EXS-550MHC-BI-W
Pmax [W]	409
Vm [V]	38.42
Imp [A]	10.65
Voc [V]	46.84
Isc [A]	11.33

NOCT: Irradiance: 800W/m<sup>2</sup>, Ambient Temperature: 20°C, Air Mass: 1.5, Wind Speed: 1m/s

Mechanical Specification	
Solar Cell Type	Mono Crystalline 182x91mm
Number of Cells	144pcs (24x6)
Module Size	2279x1134x35mm
Weight	28.5kg
Glass	3.2mm tempered glass
Back Sheet	White or Black
Frame	Anodized aluminium alloy, silver or black
Junction Box	IP68
Quantity of Diodes	3pcs
Cable	4.0mm <sup>2</sup> 1000mm
Connector	MC4 Compatible
Wind/Snow Load	3600pa/5400pa

# ELERIX SOLAR PANEL



Mono Perc Half Cut Bifacial Crystalline Solar Module  
550Wp

## Packaging Configuration

Modules per ox	31 pieces
Number per 20GP	186 pieces
Modules per 40' HQ	620 pieces

## Temperature Characteristic

NMOT (Nominal Module Operating Temperature)	41°C ( $\pm 3^{\circ}\text{C}$ )
Temperature Coefficient of $P_{\text{MAX}}$	- 0.36%/°C
Temperature Coefficient of $U_{\text{oc}}$	- 0.26%/°C
Temperature Coefficient of $I_{\text{sc}}$	0.04%/°C

## Maximum Ratings

Operational Temperature	-40 to +85°C
Maximum System Voltage	1500V DC (IEC)
Max Series Fuse Rating	20A
Snow Load	54000Pa
Wind Load	3600Pa

\*design load with safety factor 1.5 (DO NOT connect Fuse in Combiner Box with two or more strings in parallel connection)

Are you interested in more details?  
Visit our online presentation.

[PRODUCT WEBPAGE >](#)